

# HOME LEARNING TILES



Save the Children

Use these home learning tiles to support whānau with ideas for learning at home. Print for homework or home support, newsletters or share in the case of possible lockdowns. Two sizes provided to meet your needs. Tried these ideas at home? We would love to see; email us at [education@scnz.org.nz](mailto:education@scnz.org.nz).



#100DAYSOFACTION

## SHE INSPIRES ME

Look online for a girl who raises her voice to demand change, learn all about her.


Write a sentence to tell us why she inspires you or record a video and share it.



#100DAYSOFACTION

## TASTY TOGETHERNESS

Take your family's taste buds on an adventure and try foods from all over the world. Keep a food journal and teach your children how to identify tastes (salty, bitter, sour, etc.).



#100DAYSOFACTION

## LEADER FOR A DAY

School should be a place where you learn, laugh, play and grow.

If you were in charge of the world, what would you do to make your school better for you and your friends?


Make a video to tell us, take a picture to show us and share your ideas with us!



#100DAYSOFACTION

## OVER THE MOON

Create your own constellations by holding up a sheet of aluminum foil and poking holes with a toothpick – then put a light behind the sheet. Talk with your child about what they see.



#100DAYSOFACTION

## THOUGHTFUL TV TALK


Watch a TV show together as a family. Afterwards, ask your child what part they liked best – and why. This can help your child appreciate the lives of others and how they may differ from theirs.



#100DAYSOFACTION

## DREAMLAND

What's the scariest dream you've ever had? Funniest? Have your family share some of their wildest dreams. Keep a dream journal with your children to track your dreamland adventures.



#100DAYSOFACTION

## BRING A BOOK TO LIFE


Have your child draw the characters from their favourite book, then cut out the figures to make puppets. See what happens when your children have control of the characters!



#100DAYSOFACTION

## WAKE UP: LETTER OF THE DAY

Literacy is everywhere! Over breakfast, choose a letter and have your children look for objects that begin with that letter throughout the day. Bonus if they spy the letter on signs!



**Save the Children**

#100DAYSOFACTION

## FAMILY FAIRYTALE FUN

Create a story as a family. Here's how: one person starts the story, in a few sentences, then the next person takes over and adds the next few sentences. Hear the story change and grow!



#100DAYSOFACTION

## THANK YOU FOR BEING YOU

Have your child list three things that they love about each member of your family on a large sheet of paper or a poster. Decorate the posters and hang up for everyone to see.



#100DAYSOFACTION

## FAMILY STRETCHES

Before bedtime, unwind together. Try out a few beginner yoga poses or deep stretching. Spending time relaxing together is just as important as being active!



#100DAYSOFACTION

## CREATE PICTURE STORIES

Make your child the star of their own story. Sketch your child doing a favourite activity (or take photos and print them out) then write a story together, using the pictures as illustrations.



**Save the Children**



#100DAYSOFACTION

## BRING A BOOK TO LIFE

Have your child draw the characters from their favorite book, then cut out the figures to make puppets. See what happens when your children have control of the characters!



#100DAYSOFACTION

## FLASHLIGHT STORIES

Pretend you're camping and there's no electricity. Instead, read by flashlight! Take turns reading so children can experience the fun. Talk about what it would be like to go back to a time without electricity.



#100DAYSOFACTION

## STORIES WITH CHALK

Colour your neighborhood! Get some chalk and let your children draw, practice letters, and tell stories on the pavement. You can even write a poem about the pavement itself!



#100DAYSOFACTION

## TELL ME A STORY

Write out ideas – like the ones you see here – and put them in a jar. Take turns with your children pulling out ideas and telling fun stories. (Great for long car rides, too!)

On a bright and sunny  
summer day, the snow  
began to fall...

An elephant, a monkey,  
and a kangaroo...

Look over there!  
Did you see that great big...

Oh no, the Tooth Fairy  
has gone missing!



**Save the Children**




#100DAYSOFACTION

## THANK YOUR TEACHER

Think of a teacher who has really helped you to learn.

Draw them a picture to say thank you and share it with us.



#100DAYSOFACTION

## PICK, PRACTICE AND SHARE

Read to someone special! Choose a favourite story to read to an adult, family pet or stuffed animal. Try reading your story over the phone (or Zoom!) to other family members or friends.



#100DAYSOFACTION

## CHILD-FRIENDLY RESTAURANT

Create an imaginary restaurant with your child. Write a menu, assign roles – server, host, chef. You can even cook some of the food together. This is a yummy way to learn about healthy food and descriptive words.



#100DAYSOFACTION

## NIGHT SKY ART

After the sun sets, go outside with a trusted adult and look up at the night sky. Draw what you see on a piece of paper. It might be the moon or stars!




**Save the Children**

#100DAYSOFACTION

# NIGHT SKY ART

After the sun sets, go outside with a trusted adult and look up at the night sky. Draw what you see on a piece of paper. It might be the moon or stars!



**Save the Children**



#100DAYSOFACTION

# CHILD-FRIENDLY RESTAURANT

Create an imaginary restaurant with your child. Write a menu, assign roles – server, host, chef. You can even cook some of the food together. This is a yummy way to learn about healthy food and descriptive words.



**Save the Children**



#100DAYSOFACTION

# PICK, PRACTICE AND SHARE

Read to someone special! Choose a favourite story to read to an adult, family pet or stuffed animal. Try reading your story over the phone (or Zoom!) to other family members or friends.



**Save the Children**



**#100DAYSOFACTION**

# TELL ME A STORY




Write out ideas – like the ones you see here – and put them in a jar. Take turns with your children pulling out ideas and telling fun stories. (Great for long car rides, too!)

**On a bright and sunny  
summer day, the snow  
began to fall...**

**An elephant, a monkey,  
and a kangaroo...**

**Look over there!  
Did you see that great big...**

**Oh no, the Tooth Fairy  
has gone missing!**



**Save the Children**

**#100DAYSOFACTION**

# STORIES WITH CHALK

Colour your neighborhood! Get some chalk and let your children draw, practice letters, and tell stories on the pavement. You can even write a poem about the pavement itself!



**Save the Children**



**#100DAYSOFACTION**

# FLASHLIGHT STORIES

Pretend you're camping and there's no electricity. Instead, read by flashlight! Take turns reading so children can experience the fun. Talk about what it would be like to go back to a time without electricity.



**Save the Children**

**#100DAYSOFACTION**

# BRING A BOOK TO LIFE

Have your child draw the characters from their favorite book, then cut out the figures to make puppets. See what happens when your children have control of the characters!



**Save the Children**

**#100DAYSOFACTION**

# CREATE PICTURE STORIES

Make your child the star of their own story. Sketch your child doing a favourite activity (or take photos and print them out) then write a story together, using the pictures as illustrations.



**Save the Children**



#100DAYSOFACTION

# FAMILY STRETCHES

Before bedtime, unwind together. Try out a few beginner yoga poses or deep stretching. Spending time relaxing together is just as important as being active!



**Save the Children**



**#100DAYSOFACTION**

# THANK YOU FOR BEING YOU

Have your child list three things that they love about each member of your family on a large sheet of paper or a poster. Decorate the posters and hang up for everyone to see.



**Save the Children**

#100DAYSOFACTION

# THOUGHTFUL TV TALK

Watch a TV show together as a family. Afterwards, ask your child what part they liked best – and why. This can help your child appreciate the lives of others and how they may differ from theirs.



**Save the Children**



#100DAYSOFACTION

# FAMILY FAIRYTALE FUN

Create a story as a family. Here's how: one person starts the story, in a few sentences, then the next person takes over and adds the next few sentences. Hear the story change and grow!

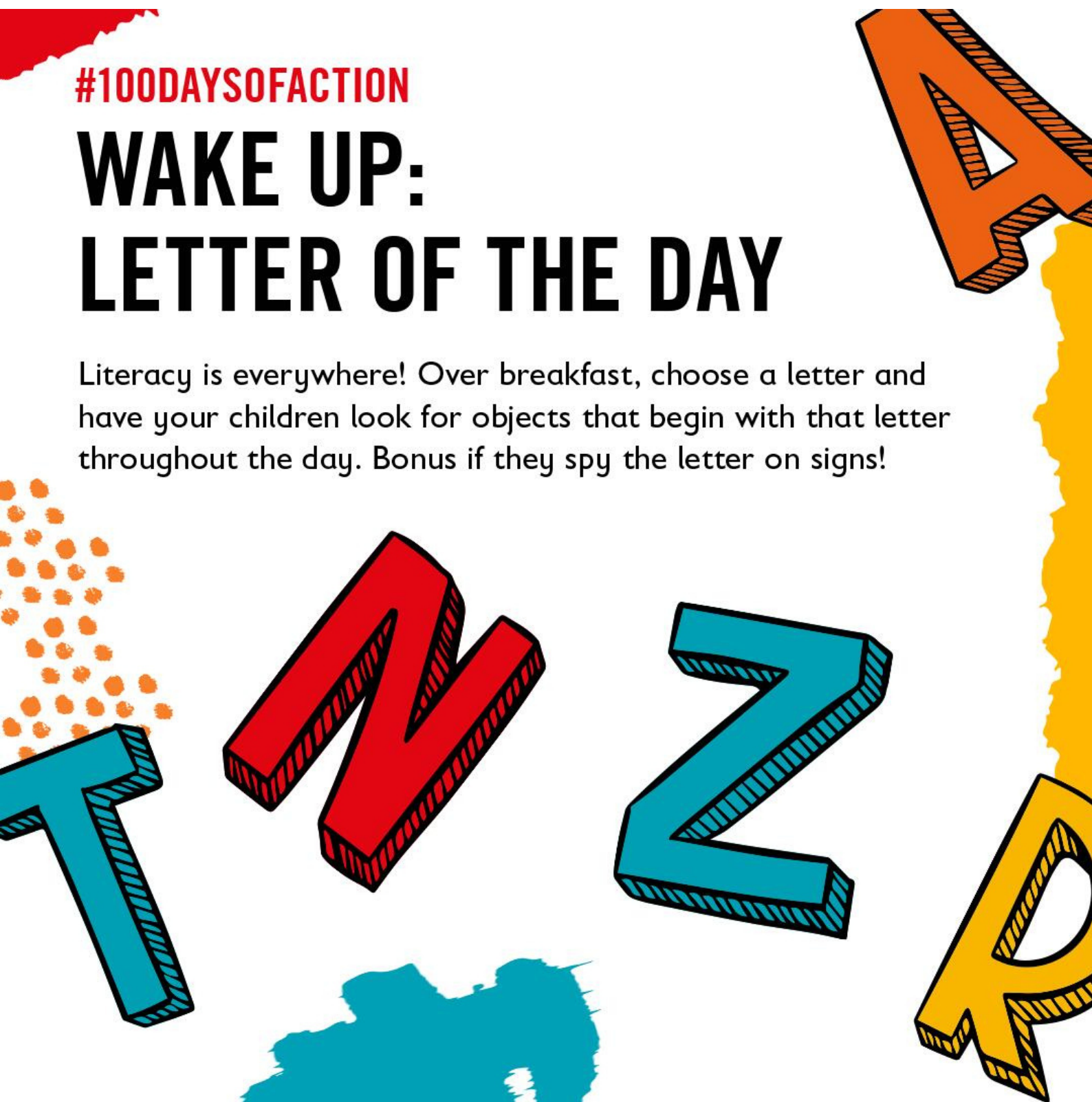


**Save the Children**

#100DAYSOFACTION

# WAKE UP: LETTER OF THE DAY

Literacy is everywhere! Over breakfast, choose a letter and have your children look for objects that begin with that letter throughout the day. Bonus if they spy the letter on signs!



**Save the Children**

**#100DAYSOFACTION**

# BRING A BOOK TO LIFE

Have your child draw the characters from their favourite book, then cut out the figures to make puppets. See what happens when your children have control of the characters!



**Save the Children**



**#100DAYSOFACTION**

# **TASTY TOGETHERNESS**

Take your family's taste buds on an adventure and try foods from all over the world. Keep a food journal and teach your children how to identify tastes (salty, bitter, sour, etc.).



**Save the Children**



#100DAYSOFACTION

# DREAMLAND

What's the scariest dream you've ever had? Funniest? Have your family share some of their wildest dreams. Keep a dream journal with your children to track your dreamland adventures.



**Save the Children**

#100DAYSOFACTION

# OVER THE MOON

Create your own constellations by holding up a sheet of aluminum foil and poking holes with a toothpick – then put a light behind the sheet. Talk with your child about what they see.



**Save the Children**





#100DAYSOFACTION



# SHE INSPIRES ME

Look online for a girl who raises her voice to demand change, learn all about her.

Write a sentence to tell us why she inspires you or record a video and share it.



**Save the Children**



**#100DAYSOFACTION**


# LEADER FOR A DAY



School should be a place where you learn, laugh,  
play and grow.

If you were in charge of the world, what would you  
do to make your school better for you and your  
friends?

Make a video to tell us,  
take a picture to show us  
and share your ideas with us!



**Save the Children**

#100DAYSOFACTION

# THANK YOUR TEACHER

Think of a teacher who has really helped you to learn.

Draw them a picture to say thank you and share it with us.



**Save the Children**